




THE BOARD

The board has been split across two pages to allow you to print it and create it at home. To make your board, please print the two halves, glue them on to card and tape them together. We also have a black and white version if you want to save printer ink!






KING



GAME PIECES – DEFENDERS


Here are the templates for the king and his 12 defenders that should be placed on the central squares of the board. To create them, print this page, mount it onto thin card (a cereal box is ideal!) and then carefully cut each of them out. We also have black and white versions you can colour in if you want to save printer ink!

PAWNS



GAME PIECES – INVADERS

Here are the templates for the 24 invaders that should be placed on the squares along the outside of the board, leaving the corner squares free. To create them, print this page, mount it onto thin card (a cereal box is ideal!) and then carefully cut them out. We also have black and white versions you can colour in if you want to save printer ink!



GAME PIECES – INVADERS

Here are the templates for the 24 invaders that should be placed on the squares along the outside of the board, leaving the corner squares free. To create them, print this page, mount it onto thin card (a cereal box is ideal!) and then carefully cut them out. We also have black and white versions you can colour in if you want to save printer ink!

